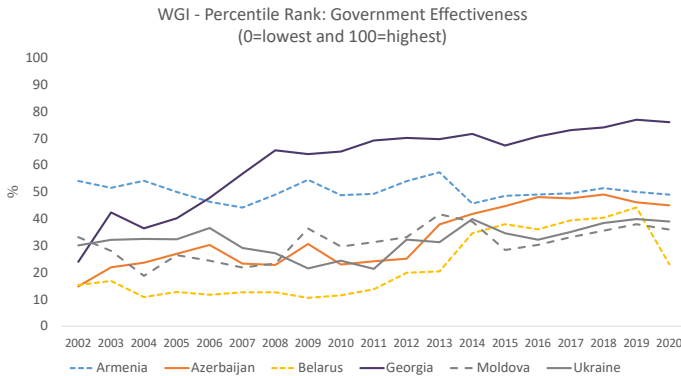




International rankings and indicators help us to understand and assess how countries are performing in different areas. In this bulletin, Ukraine's positions in international rankings and the dynamics therein are reviewed based on recent data. Its positions will also be compared with other Eastern Partnership (EaP) countries (Armenia, Azerbaijan, Belarus, Georgia, and Moldova).

The World Bank - Worldwide Governance Indicators

The Worldwide Governance Indicators report on over 200 countries, and have been published annually since 1996. The data are collated from the views of private sector representatives, experts, and the general public. There are six indicators in total: *Government Effectiveness*; *Rule of Law*; *Control of Corruption*; *Political Stability and Absence of Violence/Terrorism*; *Voice and Accountability*; and *Regulatory Quality*.



In 2020, for *Government Effectiveness*, Ukraine ranked in the 39th percentile (meaning that the country performed better than 39% of the countries assessed), which represented a one-percentage-point decrease compared to 2019.

It is worth noting that in 2020 Ukraine performed better in this indicator than Moldova and Belarus, but worse than Georgia, Armenia, and Azerbaijan.

In 2020, figures for all EaP countries decreased, compared to 2019.

In particular, Ukraine's figures have fallen significantly behind those of EU Member States.

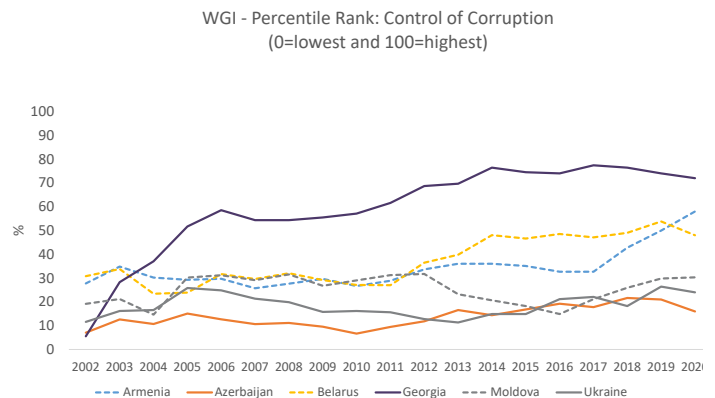
In 2020, for *Control of Corruption*, Ukraine ranked in the 24th percentile (which means that country was performing better than 24% of countries), which represented a two-percentage-point decrease compared to 2019.

In the same year, Ukraine performed better in this indicator than Azerbaijan, but worse than any other EaP country.

In 2020, figures under this indicator for all EaP countries decreased, except Moldova where the figure remained stable.

Importantly, Ukraine's figures here are significantly behind those of EU Member States but, interestingly, higher than those of Russia.

You can see Ukraine's results for other Worldwide Governance Indicators below:



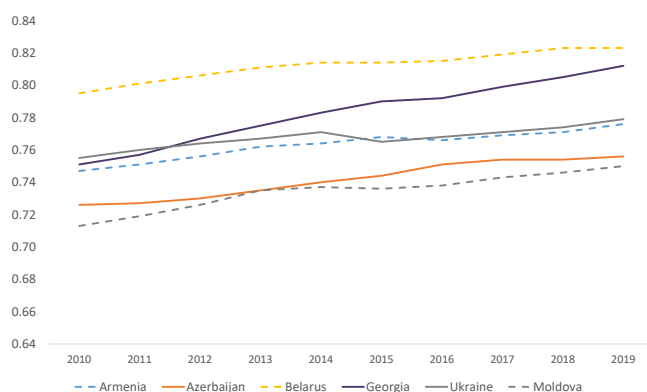
In 2020, for *Voice and Accountability*, Ukraine ranked in the 52nd percentile, which reflected a five-percentage-point decrease compared to 2019. In the period of 2016-2020, the figure drifted between 43rd and 52nd percentile.

Moreover, in 2020, for *Political Stability and Absence of Terrorism*, Ukraine ranked in the 12th percentile, marking a three-percentage-point increase compared to 2019, and a significant increase of five percentage points compared to 2016.

For *Regulatory Quality* in 2020, Ukraine ranked in the 41st percentile which signaled a decrease by one percentage point compared to 2019. In the period of 2016-2020, the country drifted between the 36th and 41st percentile under this indicator.

For *Rule of Law* in 2020, Ukraine ranked in the 27th percentile, representing a fall of one percentage point compared to 2019. In the 2016-2020 period, Ukraine fluctuated between the 25th and 27th percentile for this indicator.

United Nations Development Program - Human Development Index



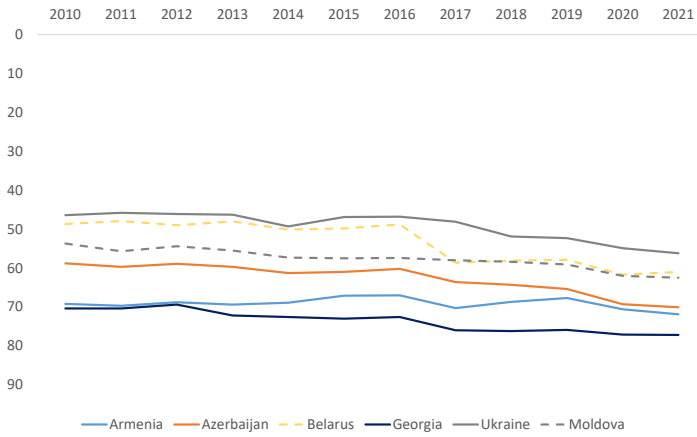
The Human Development Index, prepared by the UN Development Programme (UNDP), evaluates life expectancy, level of education, and income per person in 189 countries. The overall score ranges from 0 (very low human development) to 1 (very high human development).

In 2019, Ukraine attained a score of 0.78, which is 0.01 higher than in 2018.

In 2019, Ukraine performed better than Moldova (0.75) and Azerbaijan (0.76), but not Georgia (0.81) or Belarus (0.82), while it recorded the exact same score as Armenia (0.78).

It is worth noting that in 2019 Ukraine recorded the lowest mean years of schooling among all EaP countries except Azerbaijan.

The Heritage Foundation - Economic Freedom Index



The Economic Freedom Index published by the Heritage Foundation consists of four pillars (*Rule of Law, Government Size, Regulatory Efficiency, Open Markets*) that provide a comprehensive analysis of a country's economic freedom).

Ukraine was ranked 127th among 178 countries in the Economic Freedom Index in 2021, which is eight positions higher compared to 2020.

Among the four pillars of the Economic Freedom Index, Ukraine's best result in 2021 came in *Government Size*, while its worst was in *Rule of Law*.

It is worth noting that in 2021, every EaP country performed better than Ukraine in this index. Interestingly, Georgia significantly outperformed the other EaP countries and occupied 12th place in the 2021 rankings.

Legatum Institute - Prosperity Index

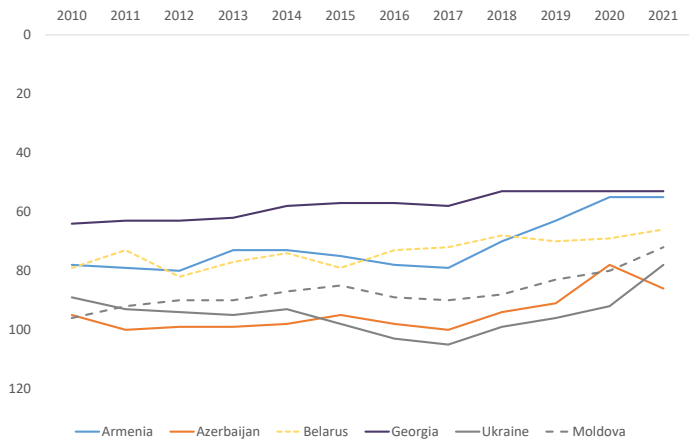
The Prosperity Index published by the Legatum Institute consists of 12 pillars providing an in-depth analysis of prosperity among countries.

Ukraine was ranked 78th among 167 countries in the Prosperity Index in 2021, which is 14 positions higher compared to its rank in 2020.

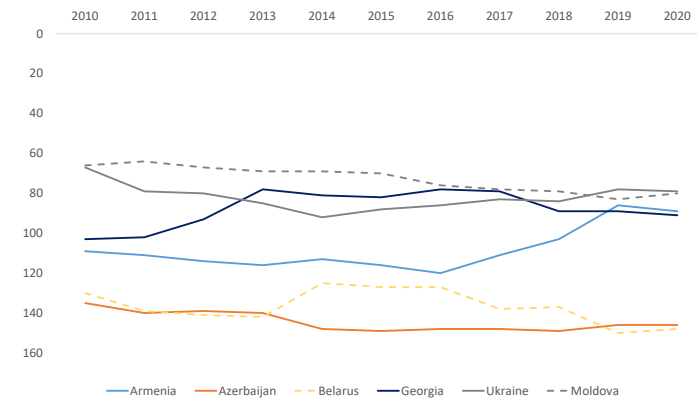
Looking at the pillar-by-pillar results, Ukraine's best performance was recorded in *Education* (40th), while its worst was in *Safety & Security* (134th).

In this index in 2021, Ukraine performed better than Azerbaijan (86th) but worse than Belarus (66th), Georgia (53rd), Moldova (72nd), and Armenia (55th).

However, compared with other EaP countries, Ukraine made the most year-on-year progress in this index in 2021.



The Economist Intelligence Unit - Democracy Index



The Democracy Index published by the Economist Intelligence Unit is based on five pillars measuring the state of democracy within each assessed country.

Ukraine was ranked 79th among 179 countries in the Democracy Index in 2020, dropping one place compared to 2019.

Among the five pillars of the Democracy Index, Ukraine's best result in 2019 was in *Electoral Process and Pluralism*, while its poorest was in *Functioning of the Government*.

In this index in 2020, Ukraine performed better than any other EaP country, even though it was still classified as a hybrid regime¹.

Conclusion

Overall, Ukraine experienced mixed results across different rankings issued by international organizations and think tanks. In 2020, compared to 2019, Ukraine regressed in all of the Worldwide Governance Indicators except for *Political Stability/Absence of Terrorism* albeit its score in this indicator was also poor (12th percentile).

Meanwhile, in 2020, Ukraine showed slight progress in the Human Development Index, compared to 2019. On a more positive note, Ukraine showed significant improvements in the Economic Freedom Index in 2021 and in the Prosperity Index in 2020, compared to preceding years, and recorded only a slight decrease in the Democracy Index in 2020, compared to 2019.

¹ According to the EIU, hybrid regime occurs when elections have substantial irregularities that often prevent them from being both free and fair. Government pressure on opposition parties and candidates may be common. Serious weaknesses are more prevalent than in flawed democracies—in political culture, functioning of government and political participation. Corruption tends to be widespread and the rule of law is weak. Civil society is weak. Typically, there is harassment of and pressure on journalists, and the judiciary is not independent.

Basic Economic Indicators	2017	2018	2019	2020	2021 Q1	2021 Q2
Nominal GDP (bln hryvnia)	2,984	3,561	3,975	4 194	1 009	1 169
GDP per Capita (USD, PPP)	11,871	12,629	13,341	13 057	-	-
GDP Real Growth (%)	2.5%	3.4%	3.2%	-4.0%	-2.2%	5.7%
Yearly inflation (%)	14.4%	10.9%	7.9%	2.6%	7.4%	8.1%
Exchange rate (hryvnia/USD)	26.7	27.3	25.7	27.2	28	27.9
FDI (BOP net inflows) (bln USD)	3.7	4.5	5.9	-0.9	-0.9	1.3
Unemployment Rate (%)	9.9%	9.1%	8.6%	9.5%	10.5%	9.3%
Gross external Debt (bln USD)	115.5	114.7	121.7	125.7	123.1	125.3