

In January-February 2017, compared to the corresponding period of the previous year:

- The number of international visitors increased by 71 000 people and reached 775 000 persons;
- The number of visitors increased from Russia (31 400 people), Armenia (24 300 people) and Iran (12 400 people) while the number of visitors decreased from Turkey (-19 700 people);
- The number of visitors arriving at Tbilisi International Airport increased by 38 500 people, at Kutaisi International Airport by 5 000 people and at Batumi Airport by 187 people.



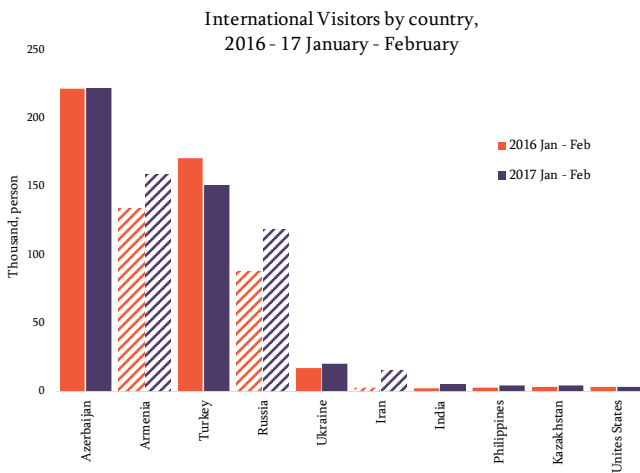
Source: Georgian National Tourism Administration

In January-February 2017, the number of international visitors increased (10.5%, 71 000 people), compared to the corresponding period of 2016 and amounted to 775 000 people. Overall, 45% of total visitors (333 000 people) fell under the “one day trip” category, 17% (128 000 people) were for transit and 37% (294 000) were visitors spending more than 24 hours in Georgia.

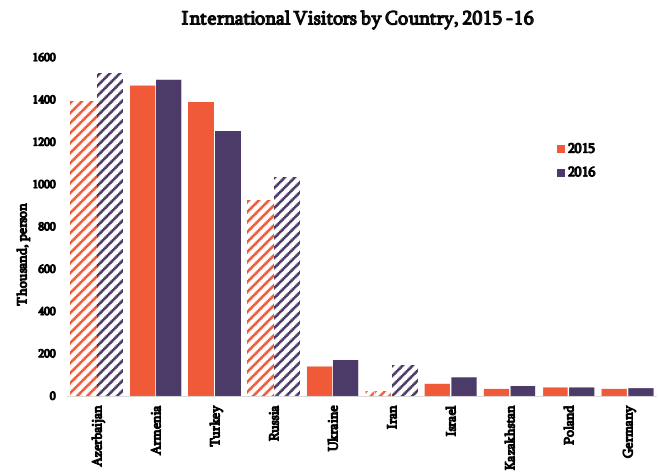
An increasing number of visitors was recorded in both January (19.8%, 64 000 people) and February (2.1%, 8 000 people). It should be noted that in 2017 this increasing tendency for the number of visitors continued, having started in 2016. In 2016, compared to 2015, the number of visitors increased (7.6%, 450 000 people) and amounted to 6.3 mln persons. Curiously, the number of visitors increased in every month except August when the number of visitors declined by 5 000 people.

Azerbaijan remains the country from which the highest number of visitors to Georgia come. The number of visitors has also increased from Russia (36.0%, 31 400 people), Armenia (18.2% 24 300 people), and Iran (5 times, 12 400 people). The number of visitors declined from Turkey (-11.6%, -19 700 people), but it remains a third partner country in terms of visitors.

In the mentioned period, the number of visitors from EU member states increase by 4 200 persons. Visitors from the EU member states make up 3.1% of the total visitors.



Source: Georgian National Tourism Administration

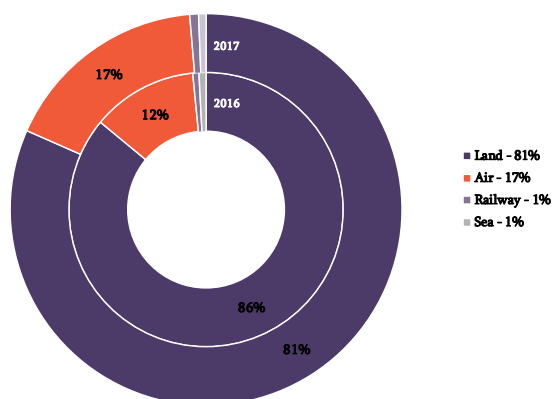


Source: Georgian National Tourism Administration

In 2017, the trends in the breakdown of visitors remained similar to those of 2016. In 2016, compared to 2015, the number of visitors increased from Azerbaijan (9.3%, 128 800 people) and Azerbaijan became the top partner country for Georgia by visitors, while in 2016 the leading country was Armenia.

In 2016, the number of visitors significantly increased from Russia (12.0%, 111 400 people) and Iran (by 5.8%, 122 600 people). However, the number of visitors declined from Turkey (-9.9%, -137 600 persons).

**International Visitors by type of border,
2016 - 17 January - February**



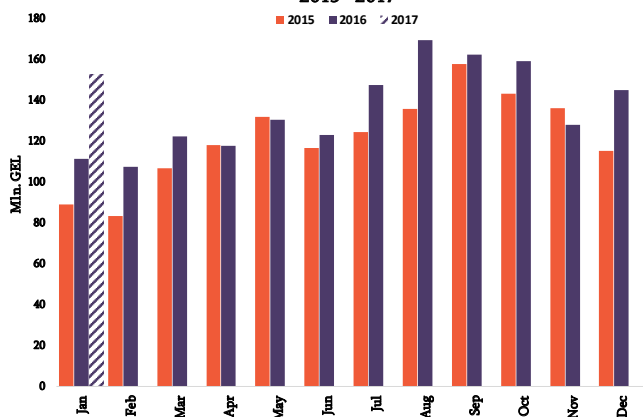
Source: Georgian National Tourism Administration

In January-February 2017, 81% of visitors entered the country through land transport, while this indicator was 86% in the previous year. While there is a decline in the number of visitors arriving by land, the share of visitors arriving by air is increasing.

In January-February 2017, the number of visitors increased at all operating Georgian airports. The number of visitors to Tbilisi International Airport increased by 50.5% (38 500 people), in Kutaisi Airport by 82.6% (5 000 people), and in Batumi Airport by 6.9% (187 people).

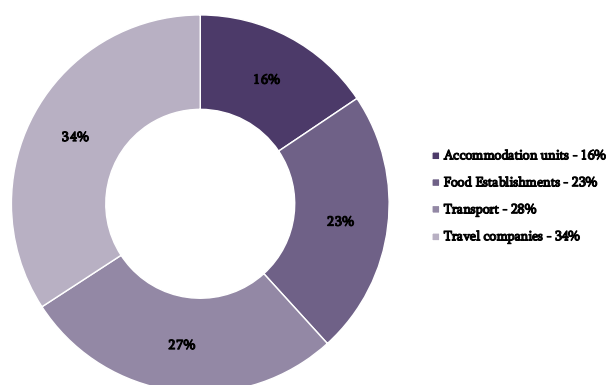
In January 2017, compared to January 2016, the volume of international card payments increased (37.1%) which is correlated to the growth of visitors. However, the share of cash payments is also high along with card payments. In January 2017, visitors who prefer card payments, on average, spend 395 GEL, while they were spending 255 GEL in January 2016. On the one hand, this difference can be explained by the GEL exchange rate's depreciation (9.5%), while others point to the increasing expenditure of visitors.

**The Volume of Payment with International Cards,
2015 - 2017**



Source: Georgian National Tourism Administration

Tourism Value Added by Activities, 2016 I - III Quarters



Source: Georgian National Tourism Administration

In the first three-quarters of 2016, value added in the field of tourism amounted to 7.9 % of GDP. It should be noted that 34% of tourism income goes straight to tourism companies, while 27% is spent on transport. Accommodation and food were responsible for 16% and 23% respectively of the value added in the field of tourism.

In the first three-quarters of 2016, compared to the corresponding period of 2015, value added increased in accommodation (14.3%, 30.1 mln GEL), food (23.9%, 67.5 mln GEL) and transport (17.3% 62.7 mln GEL), however, the value added for tourism companies decreased (-2.1%, -11.1 mln GEL).

Basic Economic Indicators	2014	I 2015	II 2015	III 2015	IV 2015	2015	I 2016	II 2016	III 2016
Nominal GDP (mln USD)	16528.5	3325.0*	3407.6*	3545.0*	6682.3*	13959.9*	3018.8*	3642.6*	3767.3*
Per capita GDP (USD)	3680.8	884.5*	913.4*	950.5*	994.7*	3743.1*	811.4*	979.1*	1012.6*
GDP real growth (%)	4.8%	3.2%*	2.5%*	2.5%*	2.9%*	2.8%*	2.6%*	3.0%*	2.3%*
Consumer Price Index (annual average)	3.1%					4.0%			
Foreign Direct Investment (USD)	1 758.4	175.3*	354.7*	489.0*	267.9*	1 351.1*	376.4*	445.3	463.3
Unemployment Rate (%)	12.4%					12%			
External Public Debt (mln USD)	4200	3989	4181	4195	4315	4315	4396	4404	4461
Poverty Rate (relative)	21.4%					20.1%			

Source: National Statistics Office of Georgia
National Bank of Georgia
Ministry of Finance

* preliminary data