



Research



Employment Tracker Georgia

May 2026

NUMBER OF PERSONS RECEIVING A SALARY

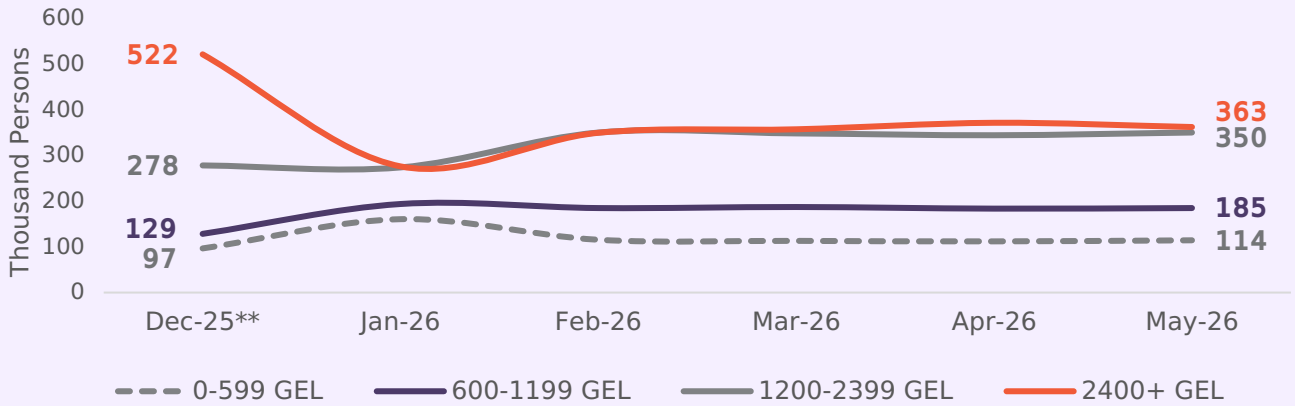
In May 2026, the number of persons receiving a monthly salary stood at 1,012,440*, remaining unchanged compared to April 2026 and increasing by 2.1% compared to May 2025.

In May 2026, the share of persons receiving a monthly salary of up to 600 GEL amounted to 11.3%, which was 0.2 percentage points higher than in April 2026, and 1.3 percentage points lower than in May 2025.

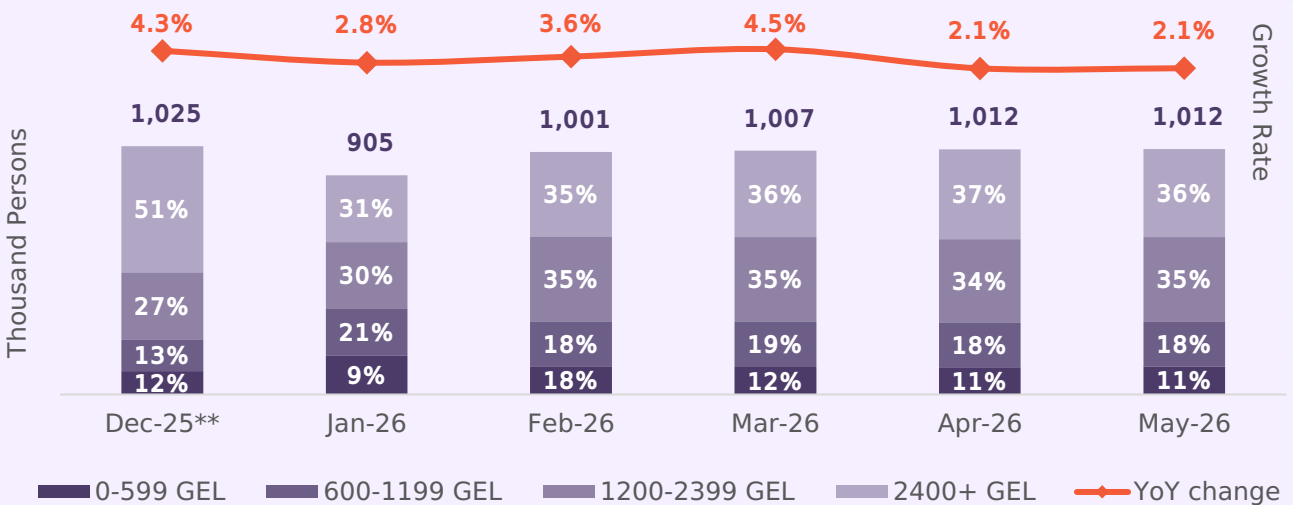
In May 2026, the share of persons receiving a monthly salary of 2,400 GEL or more amounted to 35.8%, which was 0.9 percentage points lower than in April 2026, and 4 percentage points higher than in May 2025.

In May 2026, the share of persons receiving a monthly salary of 9,600 GEL or more amounted to 3.1%, which was 0.3 percentage points lower than in April 2026, and 0.3 percentage points higher than in May 2025.

Graph 1: Number of Persons Receiving a Salary (by Salary Range)



Graph 2: Number of Persons Receiving a Salary, Growth rate, and Share (by Salary Range)



* The data provided by the Revenue Service are not final and might slightly change (last viewed on 20.06.2026; data represent gross salaries).

** The large share of the 2400+ GEL category in December 2025 compared to other months of the year was largely due to a significant number of people receiving year-end bonuses (13th salary).

TOTAL VACANCIES PUBLISHED ON **jobs.ge**

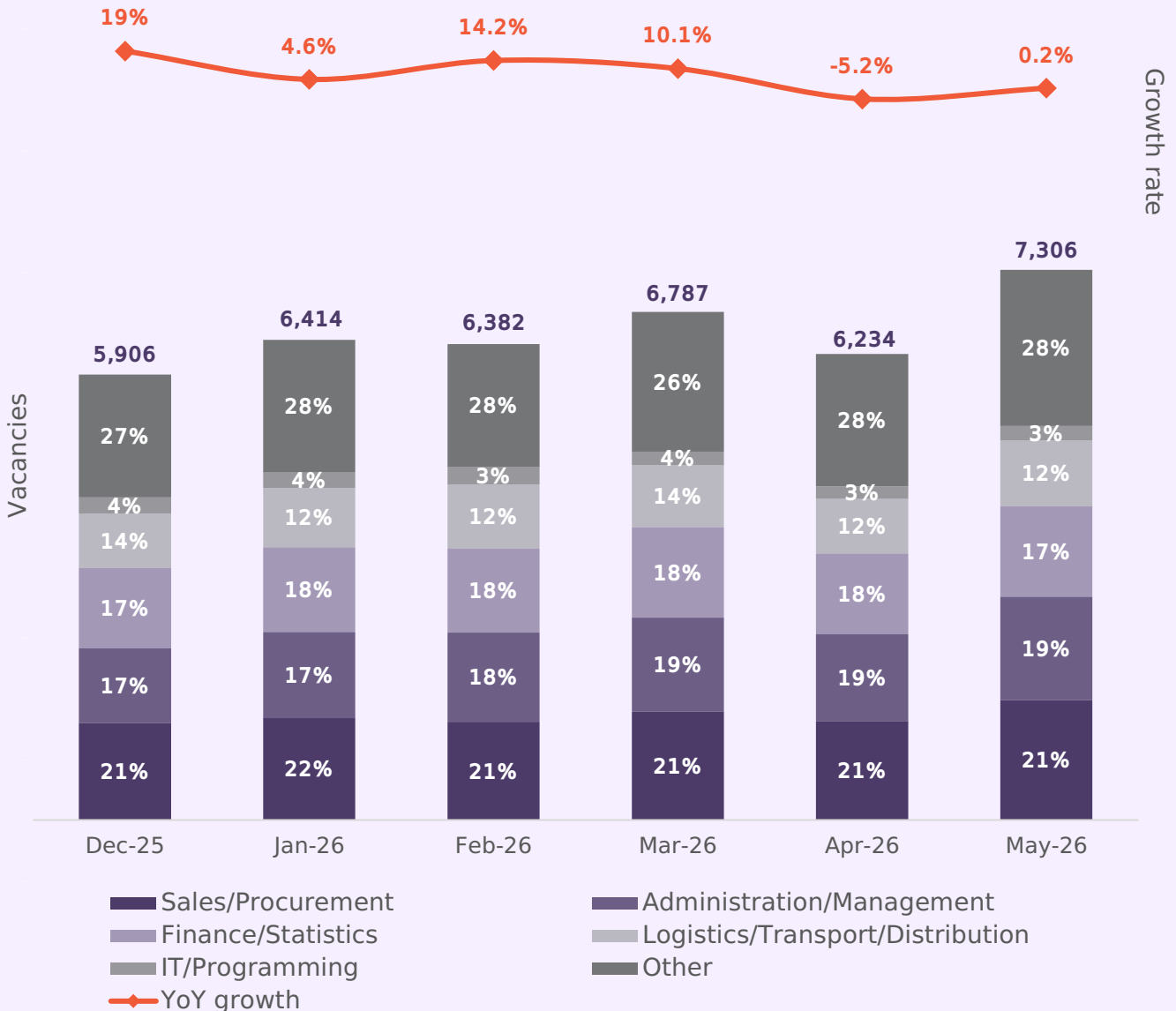
In May 2026, the total number of vacancies published on jobs.ge amounted to 7,306, which was 17.2% higher compared with April 2026, and only 0.2% higher compared with May 2025.

The largest month-over-month increase was observed in sales and procurement category (+21.8%), while the smallest increase was observed in finance and statistics category (+12%).

The largest year-over-year increase was observed in administration and management (+9.3%), while the IT and programming category recorded the biggest decrease (-12.6%).

From March 2026 to May 2026, the total number of vacancies published on jobs.ge amounted to 20,327, which was 1.5% higher compared to the same period of 2025. The category that contributed the most to the increase during this period was sales and procurement.

Graph 3: Number of Vacancies Published on jobs.ge



VACANCIES PUBLISHED ON jobs.ge BY CATEGORY

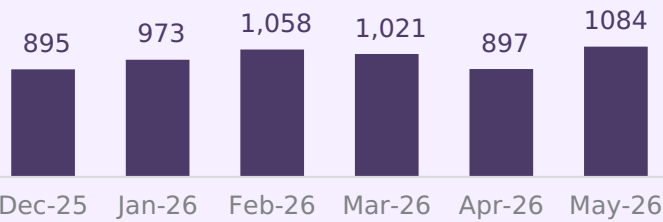
From March 2026 to May 2026, a total of 5,373 vacancies were published in the field of sales and procurement, which was 8.1% higher compared to the corresponding period of 2025.

From March 2026 to May 2026, a total of 4,677 vacancies were published in the field of administration and management, which was 4.3% higher compared to the corresponding period of 2025.

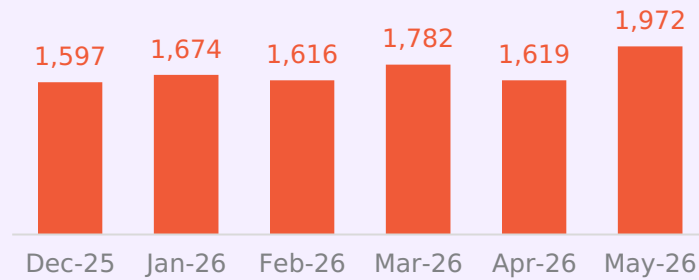
From March 2026 to May 2026, a total of 4,302 vacancies were published in the field of finance and statistics, which was 4.9% higher compared to the corresponding period of 2025.

Graph 4: Number of Vacancies Published on jobs.ge by Category

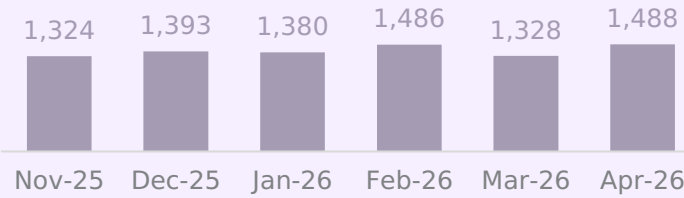
Logistics/Transport/Distribution



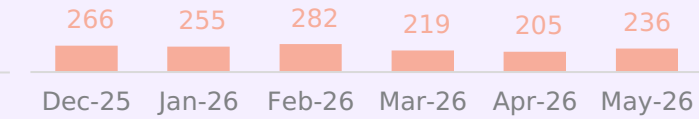
Sales/Procurement



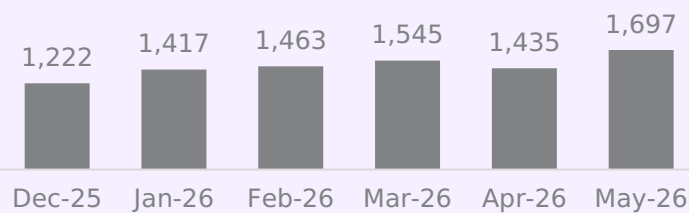
Finance/Statistics



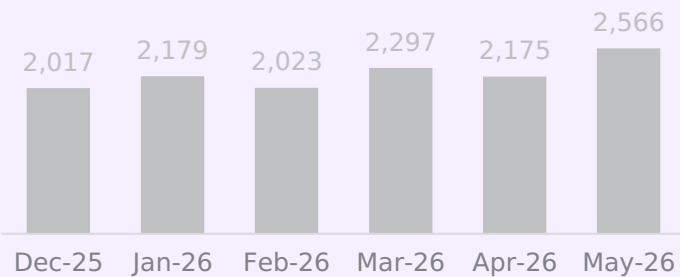
IT/Programming



Administration/Management



Other

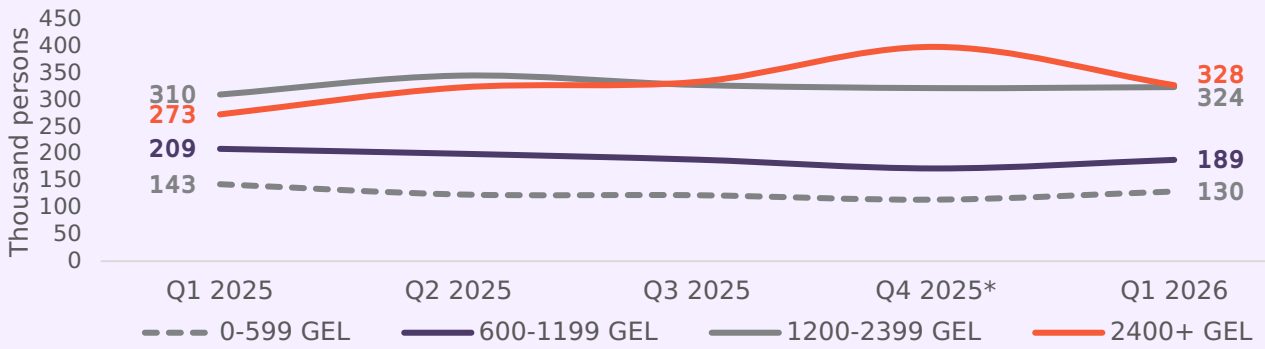


LABOR MARKET INDICATORS

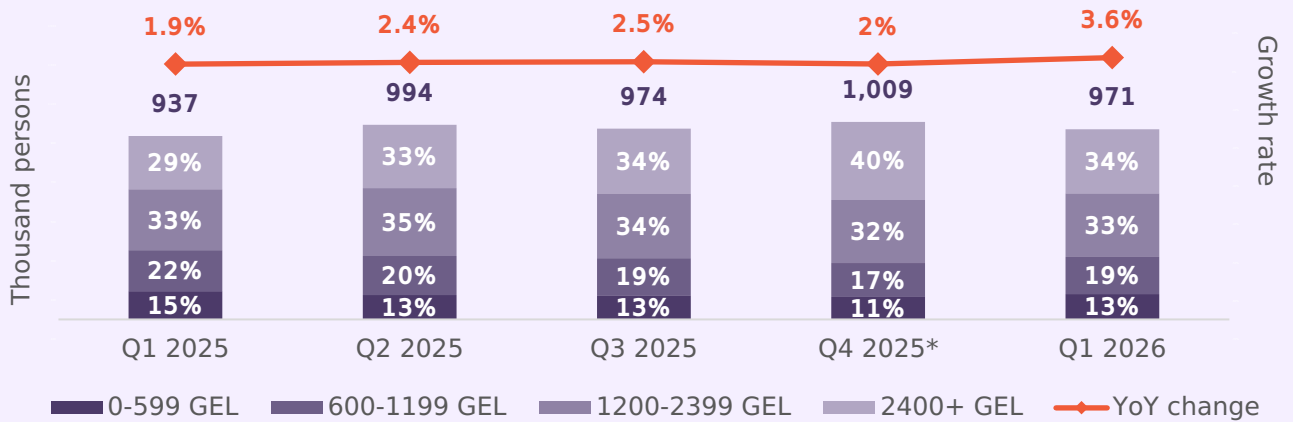
	2023	2024	2025 Q1	2025 Q2	2025 Q3	2025 Q4	2026 Q1
Number of people in the labor force (thousands)	1,596	1,629	1,634	1,594	1,610	1,618	1,599
Number of employed people (thousands)	1,335	1,402	1,394	1,366	1,396	1,402	1,369
Number of hired employed people (thousands)	920	960	958	941	975	970	922
Number of self-employed people (thousands)	414	441	435	422	418	430	445
Number of unemployed people (thousands)	262	227	239	228	214	215	230
Labor force participation rate (%)	53.3	54.8	54.8	54.1	54.5	54.4	53.4
Employment rate (%)	44.5	47.1	46.8	46.4	47.3	47.1	45.7
Unemployment rate (%)	16.4	13.9	14.7	14.3	13.3	13.3	14.4
Average nominal monthly salary (GEL)	1,767	1,971	2,170	2,212	2,272	2,466	2,364

QUARTERLY TRENDS IN SALARIES AND JOB VACANCIES

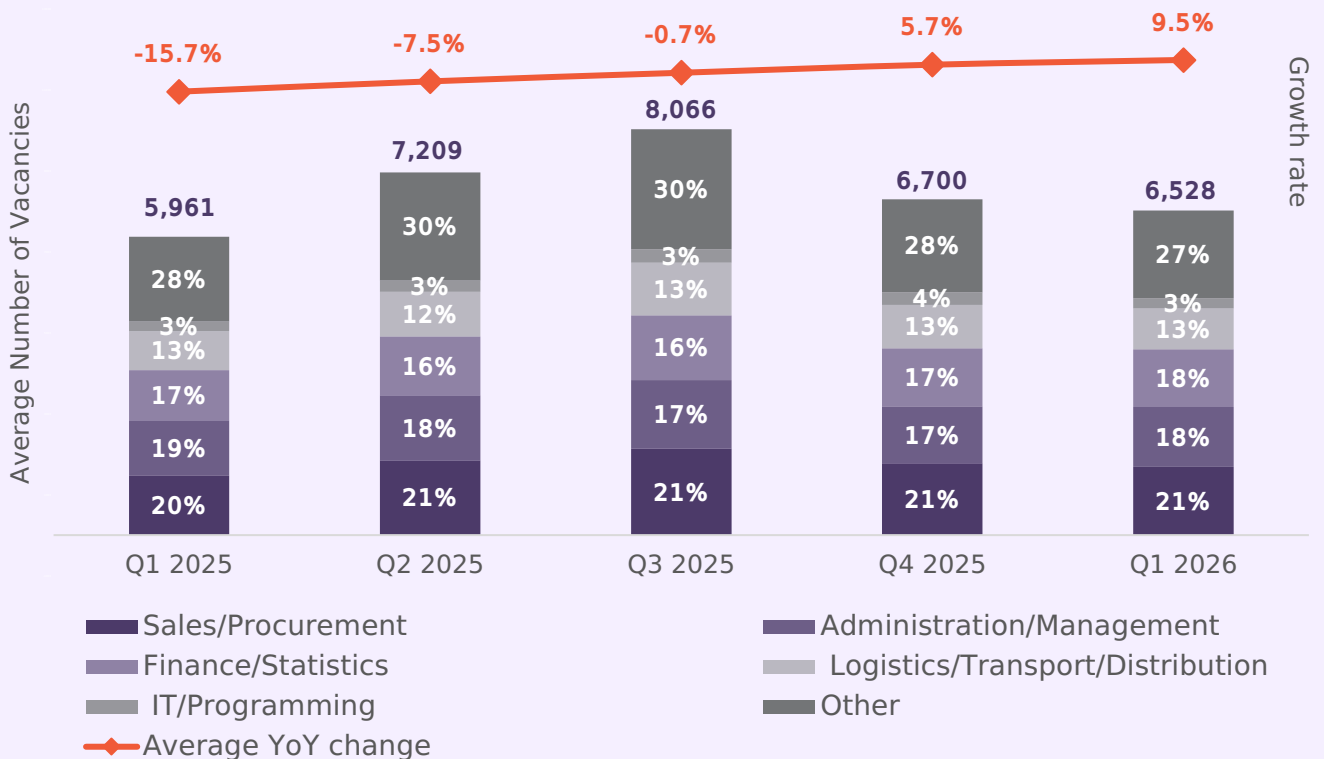
Graph 5: Quarterly Average Number of Persons Receiving a Salary (by Salary Range)



Graph 6: Quarterly Average Number of Persons Receiving a Salary, Growth rate, and Share (by Salary Range)



Graph 7: Quarterly Average Number of Vacancies Published on jobs.ge



* The large share of the 2400+ GEL category in Q4 2025 was largely due to a significant number of people receiving year-end bonuses (13th salary).

DISCLAIMER

The PUBLICATIONS presented on the website are prepared by Policy and Management Consulting Group (PMCG) only for informational and/or marketing purposes. Nothing in the PUBLICATIONS constitute, or is meant to constitute, advice of any kind, and the reader is responsible for their interpretation of all content and acknowledges that any reliance thereupon shall be entirely at their risk. PMCG cannot be held liable for any claims arising as a result of the reader's use of the materials.

The PUBLICATION is presented "as is" without any representations or warranties, expressed or implied.

Without prejudice to the general message of the first paragraph above, PMCG does not guarantee that:

- the PUBLICATION will be constantly available; or
- the information contained in the PUBLICATION is complete, true, accurate, or non-misleading.

PMCG reserves the right to modify the contents of PUBLICATIONS from time to time as it deems appropriate.

PMCG absolves itself of any liability of violations of other parties' rights, or any damage incurred as a consequence of using and applying any of the contents of PMCG's PUBLICATIONS. PMCG will not be liable to the reader (whether under contract law, tort law, or otherwise) in relation to the contents of, use of, or other form of connection with, the PUBLICATION.

The reader accepts that, as a limited liability entity, PMCG has an interest in limiting the personal liability of its officers and employees. The reader agrees that they will not bring any claim personally against PMCG's officers or employees with respect to any losses suffered by the reader in connection with the PUBLICATION.

The reader agrees that the limitations of guarantees and liabilities set out in the PUBLICATION disclaimer protect PMCG's researchers, officers, employees, agents, subsidiaries, successors, assignees, and sub-contractors as well as PMCG.

If any provision of this disclaimer is, or is found to be, unenforceable under applicable law, that will not affect the enforceability of the other provisions of the PUBLICATION disclaimer.

Address: Erekle Tatishvili 1, 5th floor, 0108,
Tbilisi, Georgia.
Tel: (+995) 557170660
Email: research@pmcginternational.com
Website: pmcresearch.org; pmcg-i.com

Mariam Jashi
Junior Researcher
m.jashi@pmcginternational.com

Amiran Kvantaliani
Economic Analyst (Contact Person)
a.kvantaliani@pmcginternational.com