



Research



Employment Tracker Georgia

December 2024

AVERAGE NUMBER OF PERSONS RECEIVING A SALARY

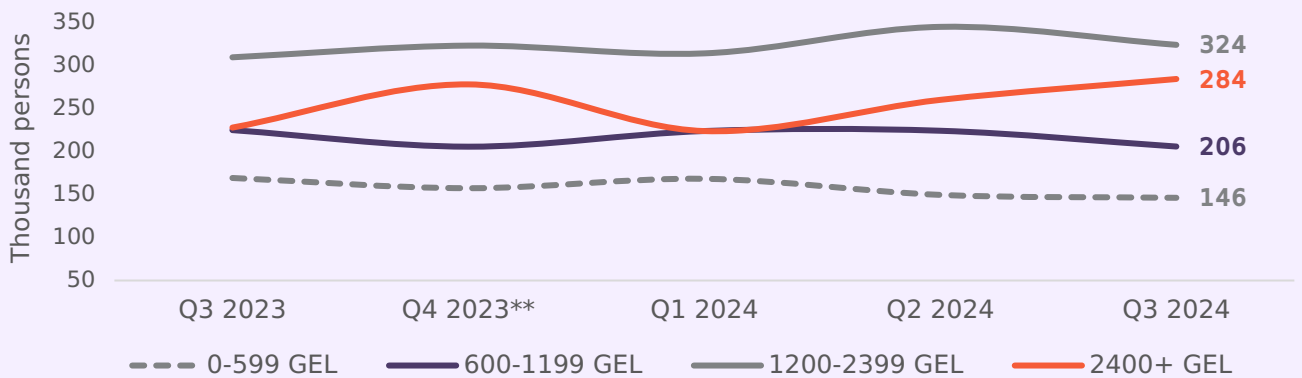
In December 2024, the number of persons receiving a monthly salary increased by 1.8% compared to the corresponding period of 2023 and by 7.8% compared to the corresponding period of 2022, amounting to 982,802. However, the figure decreased by 2.5% compared to November 2024.

In December 2024, the share of persons receiving a monthly salary up to 600 GEL amounted to 11.3%, which was 2.3 percentage points less than the corresponding period of 2023, and 11.0 percentage points lower than the corresponding period of 2022.

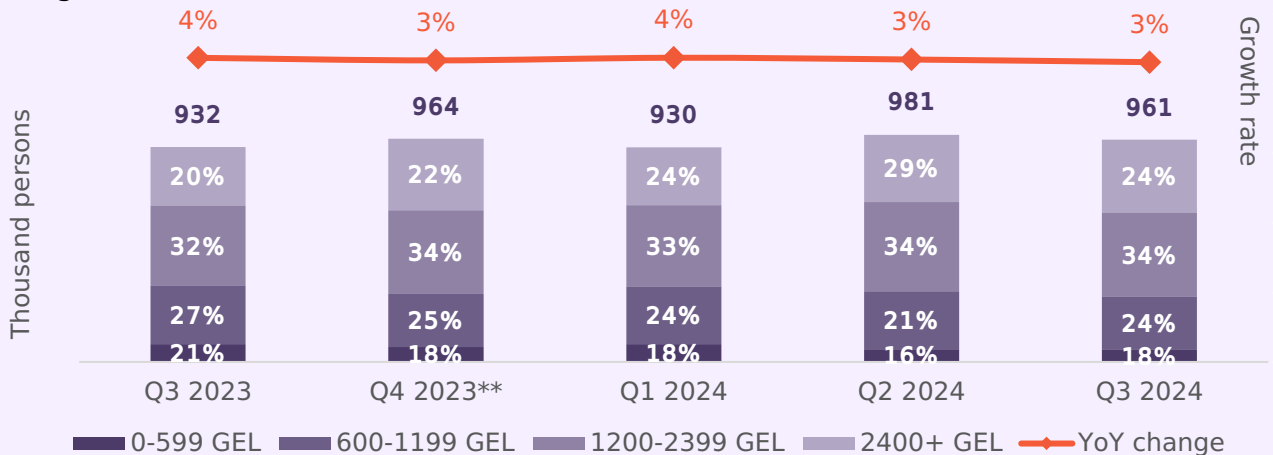
In December 2024, the share of persons receiving a monthly salary of 2,400 GEL and more amounted to 44.5%, which was 5.1 percentage points more compared to the corresponding period of 2023, and 26.1 percentage points higher than the corresponding period of 2022.

In December 2024, the share of persons receiving a monthly salary of 9,600 GEL and more amounted to 4.6%, which was 0.8 percentage points more compared to the corresponding period of 2023, and 3.1 percentage points higher than the corresponding period of 2022.

Graph 1: Number of Persons Receiving a Salary (by Salary Range)



Graph 2: Number of Persons Receiving a Salary, Growth rate, and Share (by Salary Range)



* The data provided by the Revenue Service are not final and might slightly increase (last viewed on 20.01.2025; data represent gross salaries).

** The decrease in the share of the 0-599 GEL and 600-1199 GEL categories in Q4 2023 was largely due to a notable number of people receiving a 13th salary (i.e. a bonus) in December.

AVERAGE NUMBER OF PERSONS RECEIVING A SERVICE FEE

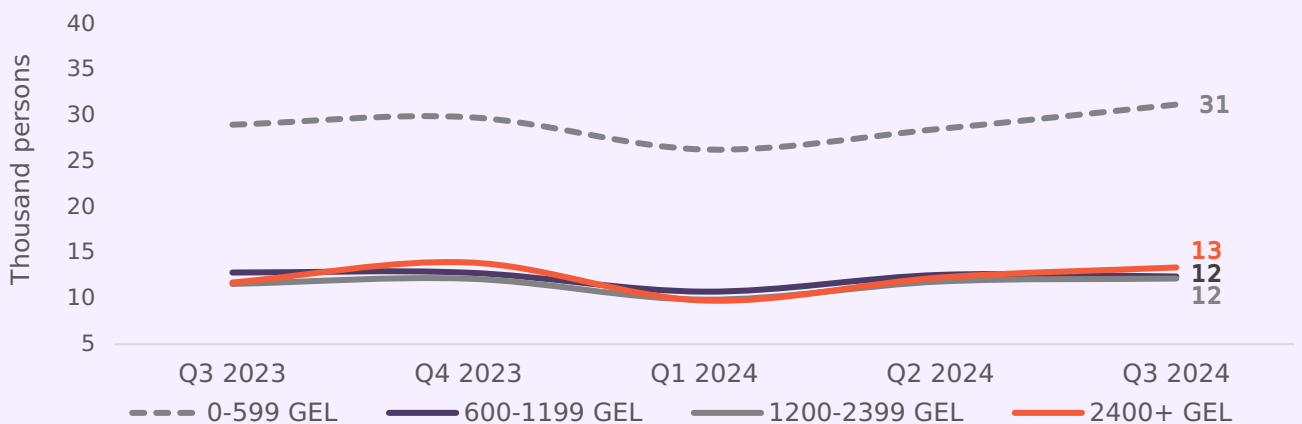
In December 2024, the number of persons receiving a service fee decreased. The number of persons receiving a service fee decreased by 3.9% compared to the corresponding period of 2023 and by 4.5% compared to the corresponding period of 2022.

In December 2024, the share of persons receiving a service fee of 2,400 GEL and more amounted to 24.4%, which was 1.0 percentage points more compared to the corresponding period of 2023, and 1.1 percentage points higher than the corresponding period of 2022.

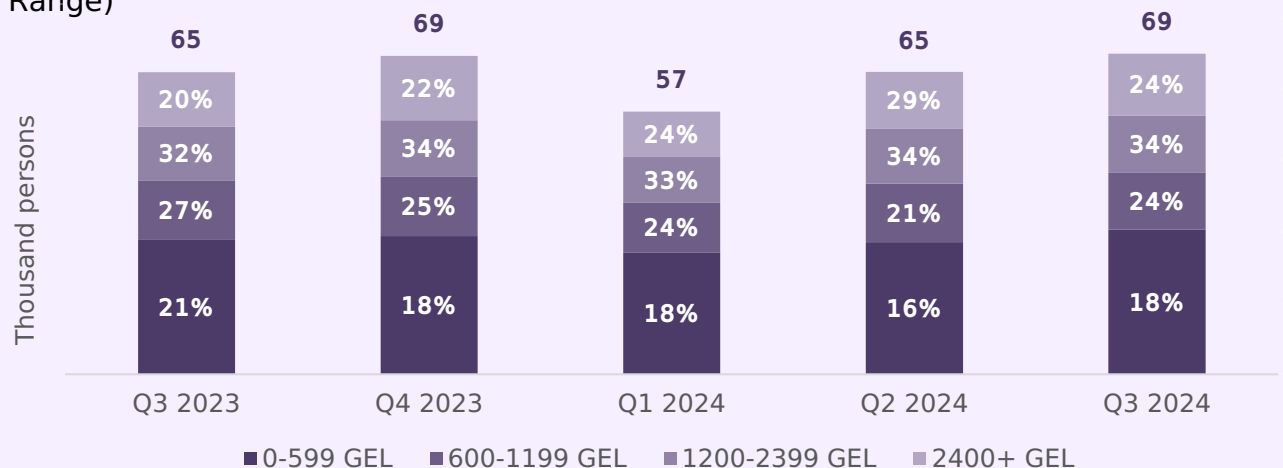
In December 2024, the share of persons receiving a service fee up to 600 GEL amounted to 42.1%, which was 0.9 percentage points higher than the corresponding period of 2023, and 0.7 percentage points lower than the corresponding period of 2022.

In December 2024, the share of persons receiving a service fee of 9,600 GEL and more amounted to 4.1%, which was 0.2 percentage points more compared to the corresponding period of 2023, and 0.8 percentage points higher than the corresponding period of 2022.

Graph 3: Number of Persons Receiving a Service Fee (by Service Fee Range)



Graph 4: Number of Persons Receiving a Service Fee, and Share (by Service Fee Range)



* The data provided by the Revenue Service are not final and might slightly increase (last viewed on 20.01.2025; The data represents the gross fee provided in exchange for services).

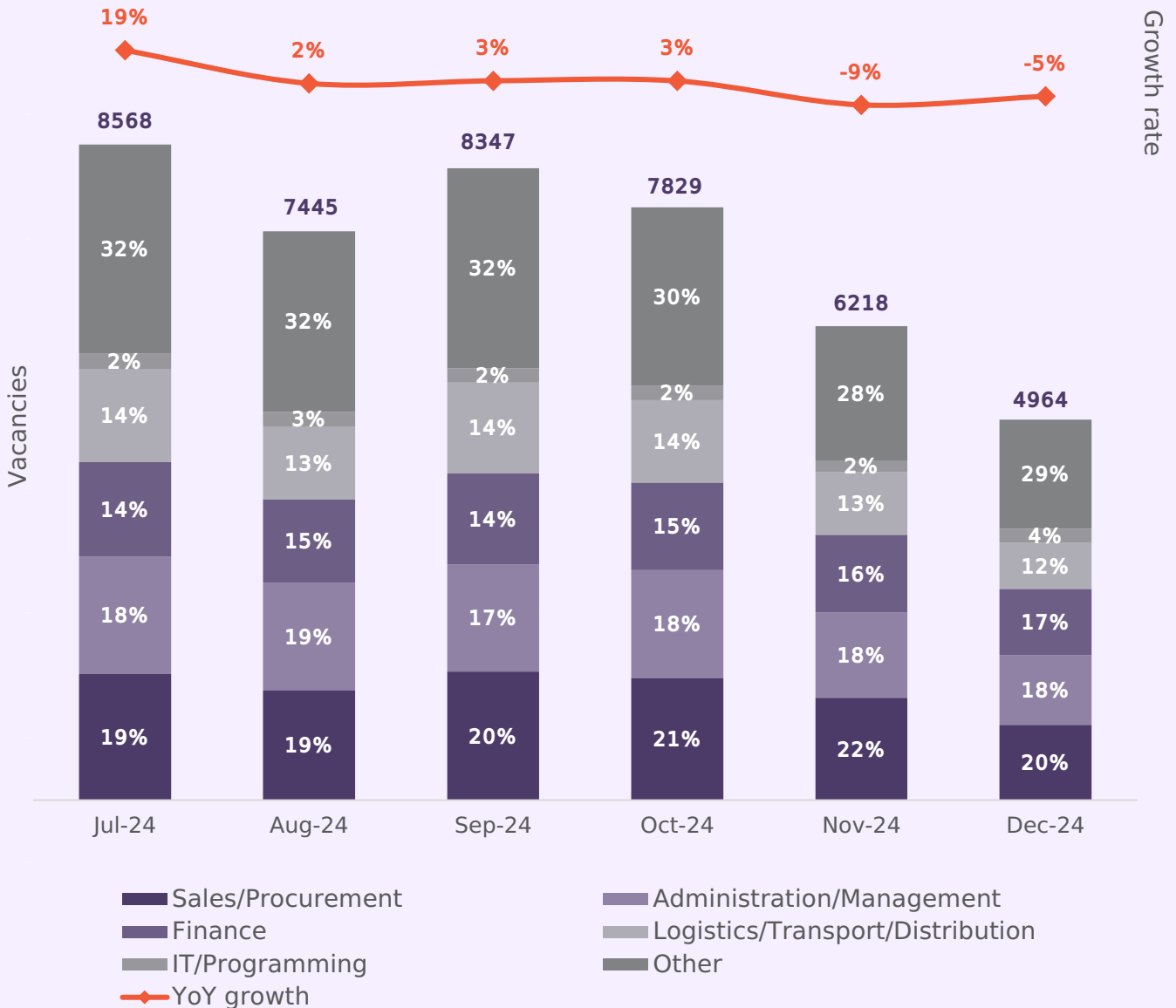
TOTAL VACANCIES PUBLISHED ON jobs.ge

In December 2024, the total number of vacancies published on jobs.ge amounted to 4,964, which was 20.2% lower compared to November 2024 and 5.0% less than the corresponding period of 2023.

to 19,011, which was 3.5% lower compared to the same period of 2023. The administration and management category contributed the most to this decline.

From October 2024 to December 2024, the total number of vacancies published on jobs.ge amounted

Graph 5: Number of Vacancies Published on jobs.ge



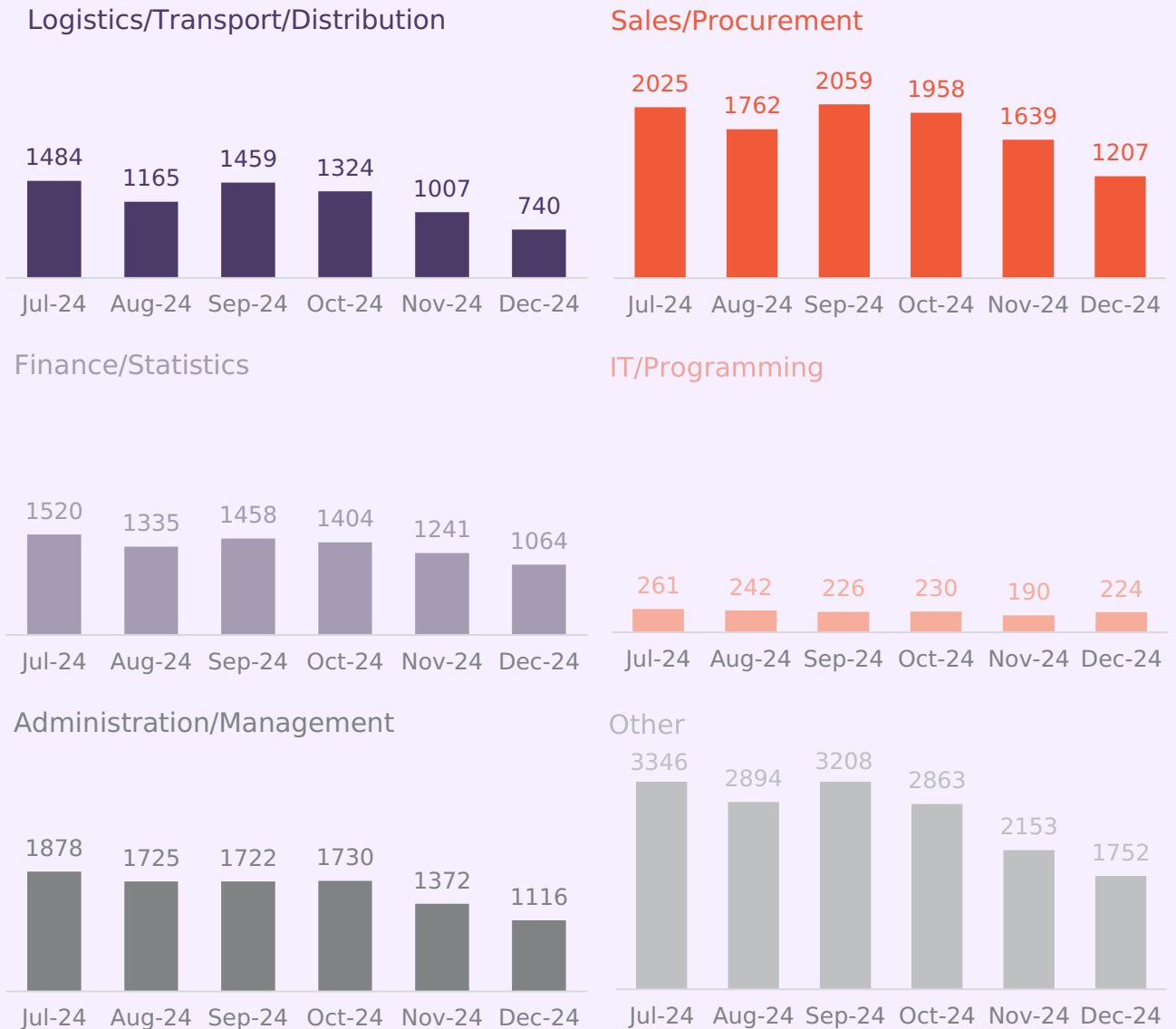
VACANCIES PUBLISHED ON **jobs.ge** BY CATEGORY

From October 2024 to December 2024, a total of 3,709 vacancies were published in the field of finance, statistics, which was 2.7% higher compared to the corresponding period of 2023.

From October 2024 to December 2024, a total of 4,804 vacancies were published in sales and procurement, which was 7.7% lower compared to the corresponding period of 2023.

From October 2024 to December 2024, a total of 3,071 vacancies were published in logistics, transport and distribution, which was 0.6% lower compared to the corresponding period of 2023.

Graph 6: Number of Vacancies Published on jobs.ge by Category



LABOR MARKET INDICATORS

	2022	2023 Q1	2023 Q2	2023 Q3	2023 Q4	2024 Q1	2024 Q2	2024 Q3
Number of people in the labor force (thousands)	1533.6	1551.1	1594.3	1618.5	1621.3	1630.5	1607.6	1633.4
Number of employed people (thousands)	1283.7	1271.9	1327.4	1366.3	1372.7	1401.9	1387.8	1407.6
Number of hired employed people (thousands)	870.9	863.5	916.7	943.2	958.4	952.9	935.8	974.4
Number of self-employed employed people (thousands)	412.1	407.7	410.2	422.8	413.8	448.2	451.5	432.7
Number of unemployed people (thousands)	267.9	279.2	266.9	252.2	248.6	228.6	219.7	225.7
Labor force participation rate (%)	51.9	52.0	53.2	53.6	54.3	55.0	54.5	54.7
Employment rate (%)	42.9	42.6	44.3	45.3	46.0	47.3	47.0	47.1
Unemployment rate (%)	17.3	18.0	16.7	15.6	15.3	14.0	13.7	13.8
Average nominal monthly salary (GEL)	1543.0	1716.6	1804.5	1855.4	2044.5	1943.4	2004.9	2056.7

DISCLAIMER

The PUBLICATIONS presented on the website are prepared by Policy and Management Consulting Group (PMCG) only for informational and/or marketing purposes. Nothing in the PUBLICATIONS constitute, or is meant to constitute, advice of any kind, and the reader is responsible for their interpretation of all content and acknowledges that any reliance thereupon shall be entirely at their risk. PMCG cannot be held liable for any claims arising as a result of the reader's use of the materials.

The PUBLICATION is presented "as is" without any representations or warranties, expressed or implied.

Without prejudice to the general message of the first paragraph above, PMCG does not guarantee that:

- the PUBLICATION will be constantly available; or
- the information contained in the PUBLICATION is complete, true, accurate, or non-misleading.

PMCG reserves the right to modify the contents of PUBLICATIONS from time to time as it deems appropriate.

PMCG absolves itself of any liability of violations of other parties' rights, or any damage incurred as a consequence of using and applying any of the contents of PMCG's PUBLICATIONS. PMCG will not be liable to the reader (whether under contract law, tort law, or otherwise) in relation to the contents of, use of, or other form of connection with, the PUBLICATION.

The reader accepts that, as a limited liability entity, PMCG has an interest in limiting the personal liability of its officers and employees. The reader agrees that they will not bring any claim personally against PMCG's officers or employees with respect to any losses suffered by the reader in connection with the PUBLICATION.

The reader agrees that the limitations of guarantees and liabilities set out in the PUBLICATION disclaimer protect PMCG's researchers, officers, employees, agents, subsidiaries, successors, assignees, and sub-contractors as well as PMCG.

If any provision of this disclaimer is, or is found to be, unenforceable under applicable law, that will not affect the enforceability of the other provisions of the PUBLICATION disclaimer.

Address: 61 Aghmashenebeli Avenue, 5th floor, Tbilisi 0102, Georgia.
Tel: (+995) 557170660
Email: research@pmcginternational.com
Website: pmcresearch.org

Giorgi Khishtovani
Research Director
g.khishtovani@pmcginternational.com

Gugula Tsukhishvili
Junior Researcher
g.tsukhishvili@pmcginternational.com

Mariam Jikia
Junior Researcher
m.jikia@pmcginternational.com