



Research



Employment Tracker Georgia

June 2024

AVERAGE NUMBER OF PERSONS RECEIVING SALARY

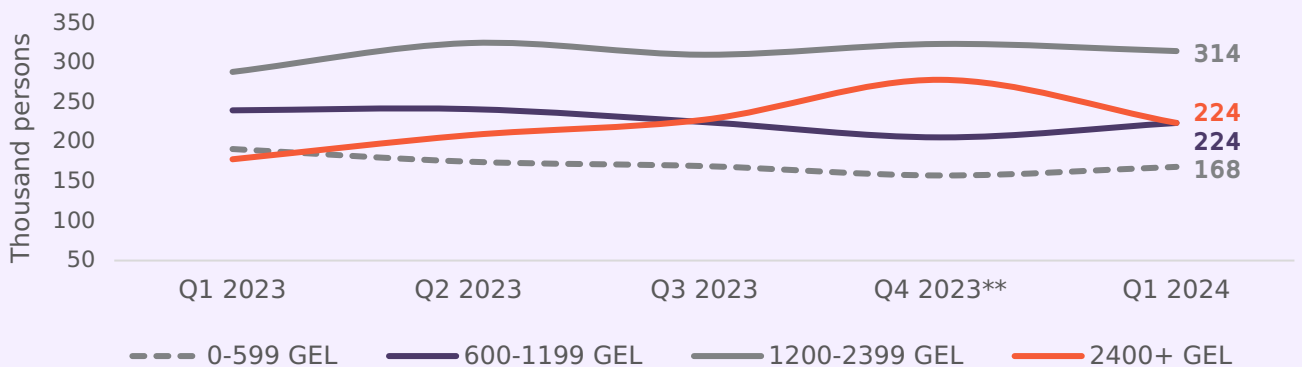
In June 2024, the number of persons receiving a monthly salary increased. The number of persons receiving a monthly salary increased by 2.5% compared to the corresponding period of 2023 and by 7.3% compared to the corresponding period of 2022.

In June 2024, the share of persons receiving a monthly salary of 2,400 GEL and more amounted to 26.2%, which was 3.6 percentage points more compared to the corresponding period of 2023, and 8.8 percentage points higher than the corresponding period of 2022.

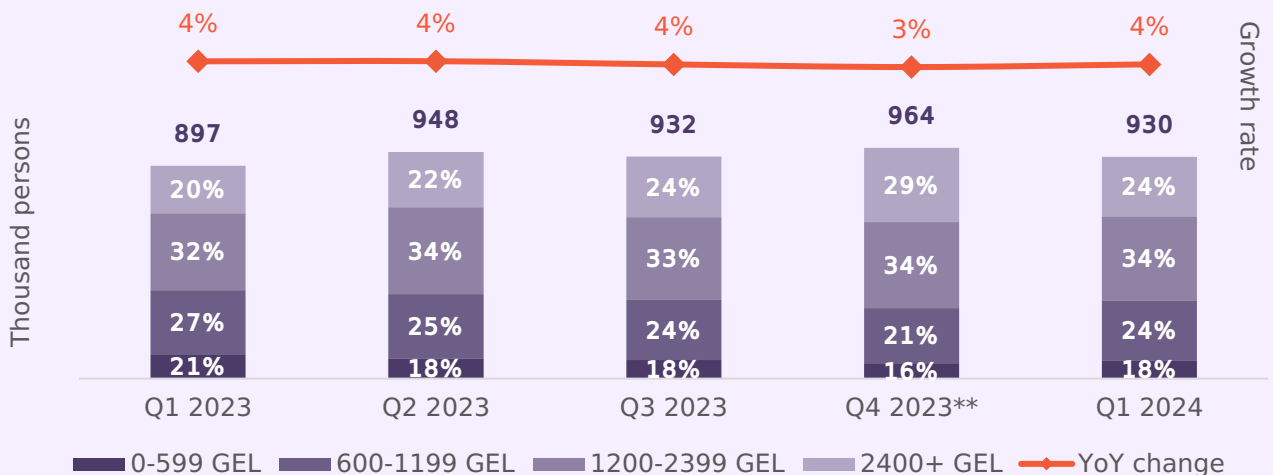
In June 2024, the share of persons receiving a monthly salary up to 600 GEL amounted to 15.7%, which was 2.4 percentage points less than the corresponding period of 2023, and 7.3 percentage points lower than the corresponding period of 2022.

In June 2024, the share of persons receiving a monthly salary of 9,600 GEL and more amounted to 2.2%, which was 0.3 percentage points more compared to the corresponding period of 2023, and 0.7 percentage points higher than the corresponding period of 2022.

Graph 1: Number of Persons Receiving Salary, by Salary Range




Graph 2: Number of Persons Receiving Salary, its Growth and Shares by Salary range





* The data provided by Revenue Service is not final and might slightly increase. (Last viewed on 20.07.2024). [The data represents gross salaries.](#)

** The decrease of the share of 0-599 GEL and 600-1199 GEL categories in the Q4 of 2023 was largely due to a notable number of people receiving the 13th salary in December.

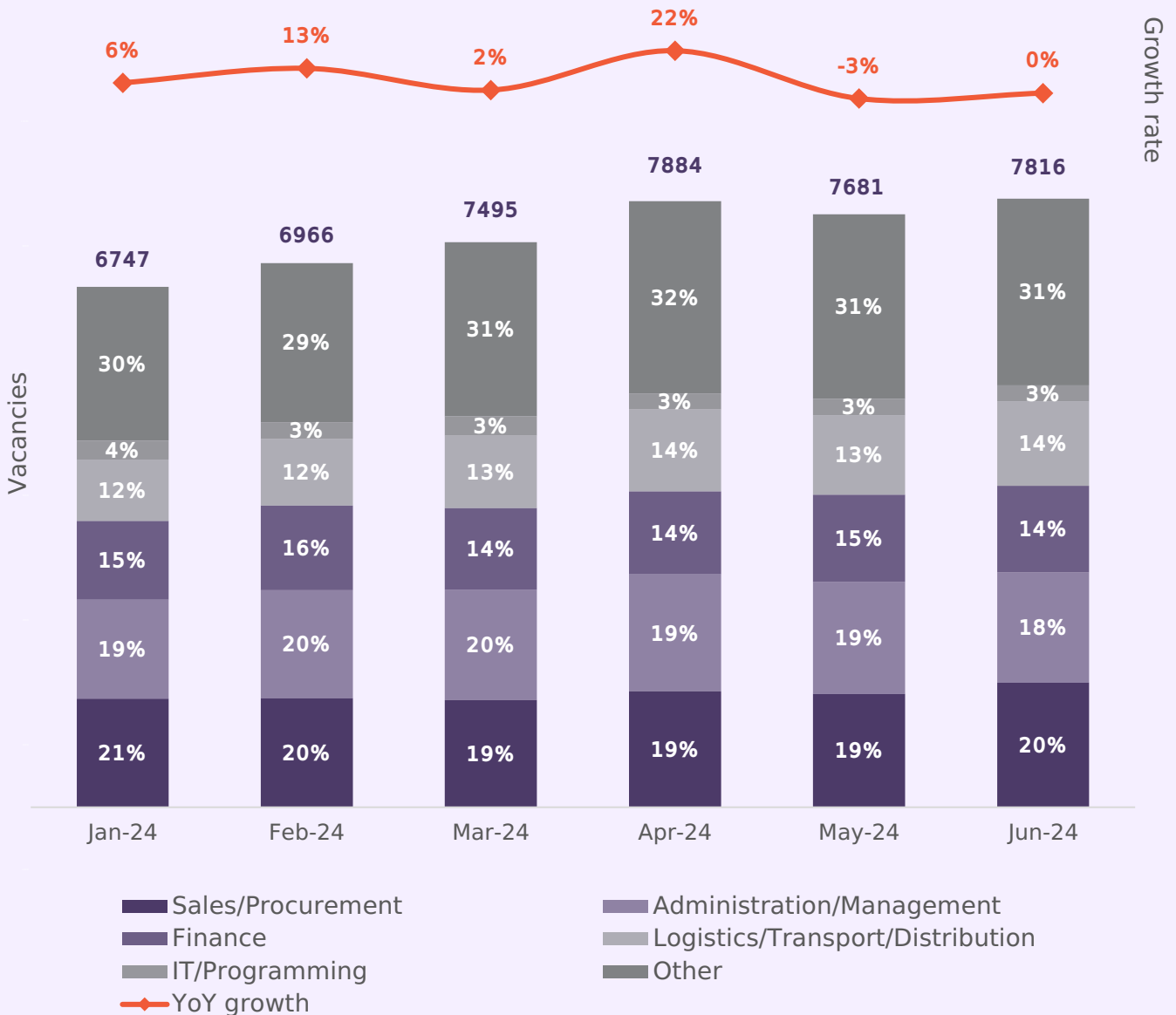
TOTAL VACANCIES PUBLISHED ON **Jobs.ge**

 In June 2024, the total number of vacancies published on jobs.ge amounted to **7,816**, which was 1.8% higher compared to May 2024.


 From January 2024 to June 2024, the total number of vacancies published on jobs.ge amounted to **44,587**, which was 5.9% higher compared to the same period of 2023.


 From January 2024 to June 2024, average YoY growth of vacancies published on jobs.ge slowed down. From January 2024 to June 2024, the average YoY growth rate of vacancies published on jobs.ge was 6.6%, which was 9.1 percentage points lower compared to the corresponding period of 2023.


Graph 3: Number of Vacancies Published on jobs.ge



VACANCIES PUBLISHED ON Jobs.ge BY CATEGORIES

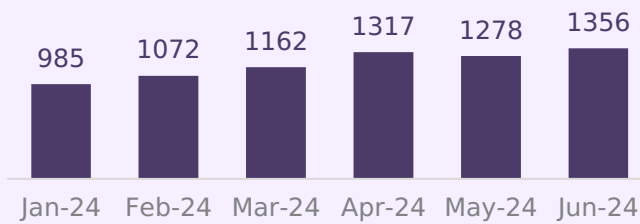
 From January to June 2024, a total of **10,540 vacancies** were published in administration and management, which was 6.3% higher compared to the corresponding period of 2023.

 From January 2024 to June 2024, a total of **10,868 vacancies** were published in sales, procurement, which was 1.0% lower compared to the corresponding period of 2023.

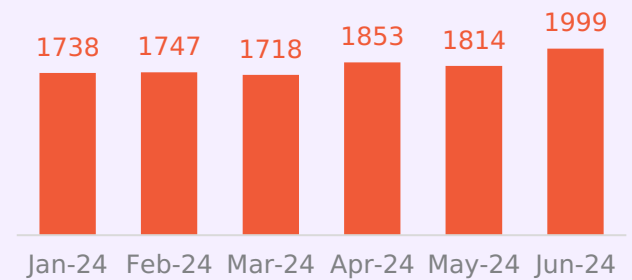
 From January 2024 to June 2024, a total of **8,035 vacancies** were published in the field of finance, statistics, which was 3.0% higher compared to the corresponding period of 2023.

Graph 4: Number of Vacancies Published on jobs.ge by Categories

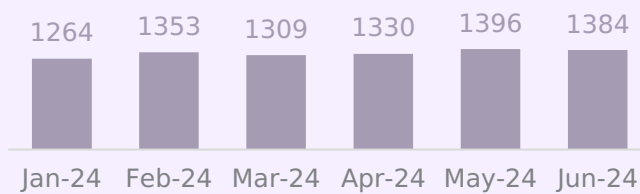
Logistics, Transport, Distribution



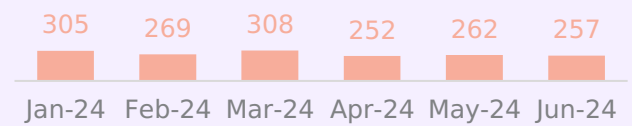
Sales, Procurement



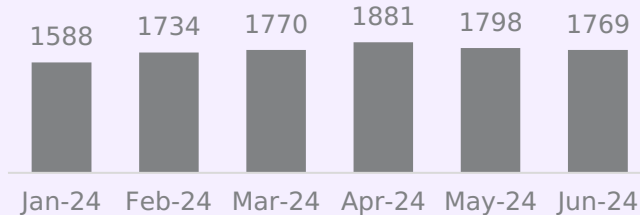
Finance, Statistics



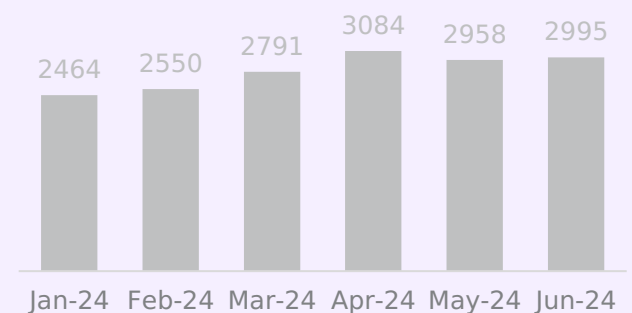
IT, Programming



Administration, Management



Other



LABOR MARKET INDICATORS

	2021	2022	2023 Q1	2023 Q2	2023 Q3	2023 Q4	2024 Q1
Number of people in the labor force (thousands)	1523.7	1533.6	1551.1	1594.3	1618.5	1621.3	1630.5
Number of employed people (thousands)	1217.4	1283.7	1271.9	1327.4	1366.3	1372.7	1401.9
Number of hired employed people (thousands)	829.4	870.9	863.5	916.7	943.2	958.4	952.9
Number of self-employed people (thousands)	387.1	412.1	407.7	410.2	422.8	413.8	448.2
Number of unemployed people (thousands)	316.2	267.9	279.2	266.9	252.2	248.6	228.6
Labor force participation rate (%)	50.9	51.9	52.0	53.2	53.6	54.3	55.0
Employment rate (%)	40.4	42.9	42.6	44.3	45.3	46.0	47.3
Unemployment rate (%)	20.6	17.3	18.0	16.7	15.6	15.3	14.0
Average nominal monthly salary (GEL)	1304.5	1543.0	1716.6	1804.5	1855.4	2044.5	1943.4

DISCLAIMER

The PUBLICATIONS presented on the website are prepared by PMC Research Center only for informational and/or marketing purposes. Nothing in the PUBLICATIONS constitute, or is meant to constitute, advice of any kind, and the reader is responsible for their interpretation of all content and acknowledges that any reliance thereupon shall be entirely at their risk. PMC Research Center cannot be held liable for any claims arising as a result of the reader's use of the materials.

The PUBLICATION is presented "as is" without any representations or warranties, expressed or implied.

Without prejudice to the general message of the first paragraph above, PMC Research Center does not guarantee that:

- the PUBLICATION will be constantly available; or
- the information contained in the PUBLICATION is complete, true, accurate, or non-misleading.

PMC Research Center reserves the right to modify the contents of PUBLICATIONS from time to time as it deems appropriate.

PMC Research Center absolves itself of any liability of violations of other parties' rights, or any damage incurred as a consequence of using and applying any of the contents of PMC Research Center's PUBLICATIONS. PMC Research Center will not be liable to the reader (whether under contract law, tort law, or otherwise) in relation to the contents of, use of, or other form of connection with, the PUBLICATION.

The reader accepts that, as a limited liability entity, PMC Research Center has an interest in limiting the personal liability of its officers and employees. The reader agrees that they will not bring any claim personally against PMC Research Center's officers or employees with respect to any losses suffered by the reader in connection with the PUBLICATION.

The reader agrees that the limitations of guarantees and liabilities set out in the PUBLICATION disclaimer protect PMC Research Center's researchers, officers, employees, agents, subsidiaries, successors, assignees, and sub-contractors as well as PMC Research Center itself.

If any provision of this disclaimer is, or is found to be, unenforceable under applicable law, that will not affect the enforceability of the other provisions of the PUBLICATION disclaimer.

Address: 61 Aghmashenebeli Avenue, 3rd floor,
Tbilisi 0102, Georgia.
Tel: (+995 32) 2921171, 2921181
Email: research@pmcginternational.com
Website: pmcresearch.org

Giorgi Khishtovani
Research Director
g.khishtovani@pmcginternational.com

Nika Kapanadze
Researcher
n.kapanadze@pmcginternational.com

Gugula Tsukhishvili
Junior Researcher
g.tsukhishvili@pmcginternational.com

Mariam Jikia
Research Assistant
m.jikia@pmcginternational.com