



Research



# EMPLOYMENT TRACKER

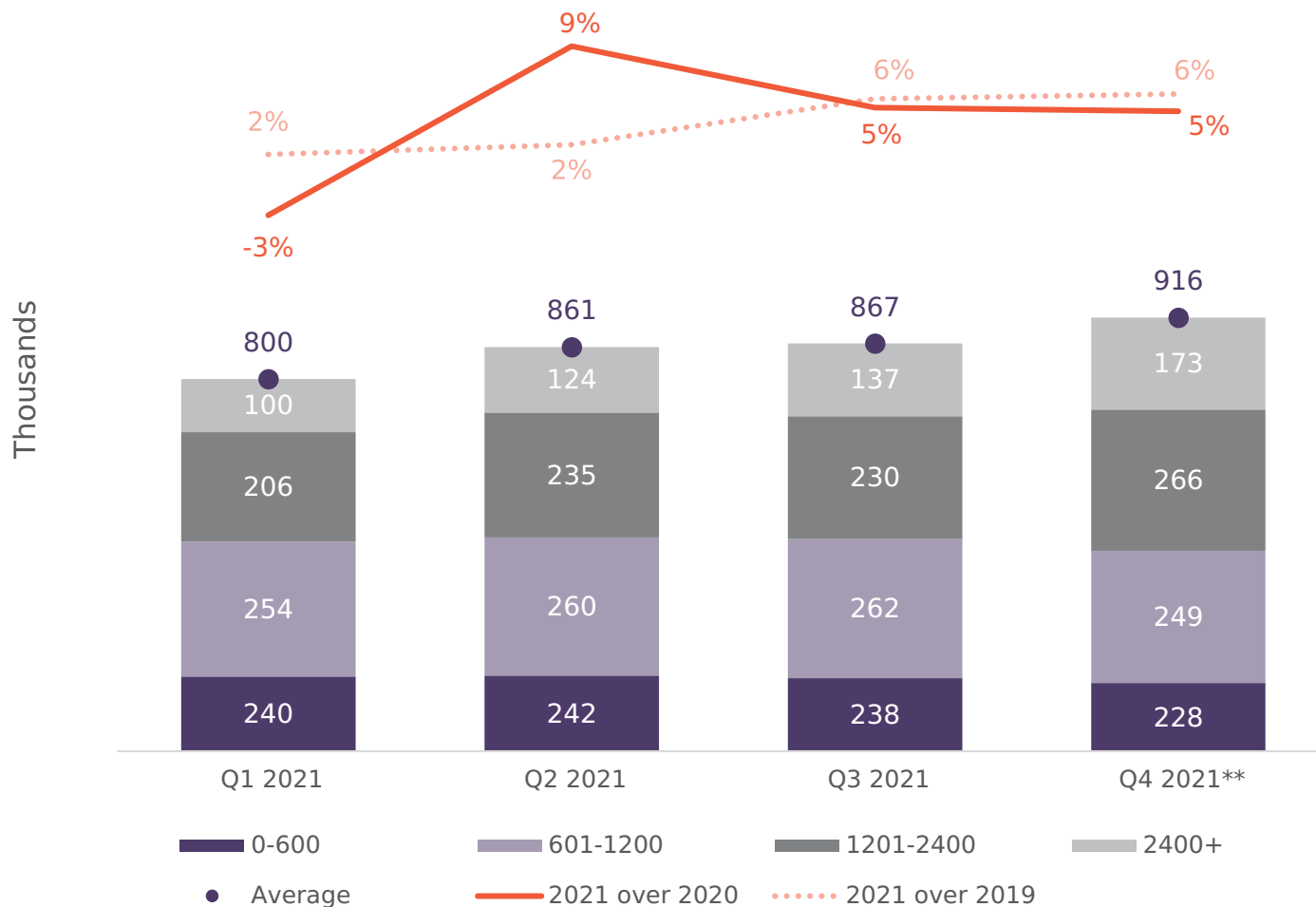


February 2022

[www.pmcresearch.org](http://www.pmcresearch.org)



# AVERAGE NUMBER OF PERSONS RECEIVING SALARY



Source: Revenue Service\*

- In February 2022, the number of persons receiving a monthly salary increased by 7% compared to the corresponding period of 2021 and by 3% compared to the corresponding period of 2020.
- In February 2022, the average share of persons receiving a monthly salary up to 600 GEL amounted to 25.5%, which was 3 percentage points less than the corresponding period of 2021, and 7 percentage points lower than the corresponding period of 2020.
- In February 2022, the average share of persons receiving a monthly salary of more than 2,400 GEL amounted to 15.7%, which was 2.8 percentage points more compared to the corresponding period of 2021, and 4 percentage points higher than the corresponding period of 2020.
- In February 2022, the number of persons receiving a monthly salary higher than 9,600 GEL, increased by 37% compared to 2021 and 50% compared to 2020.

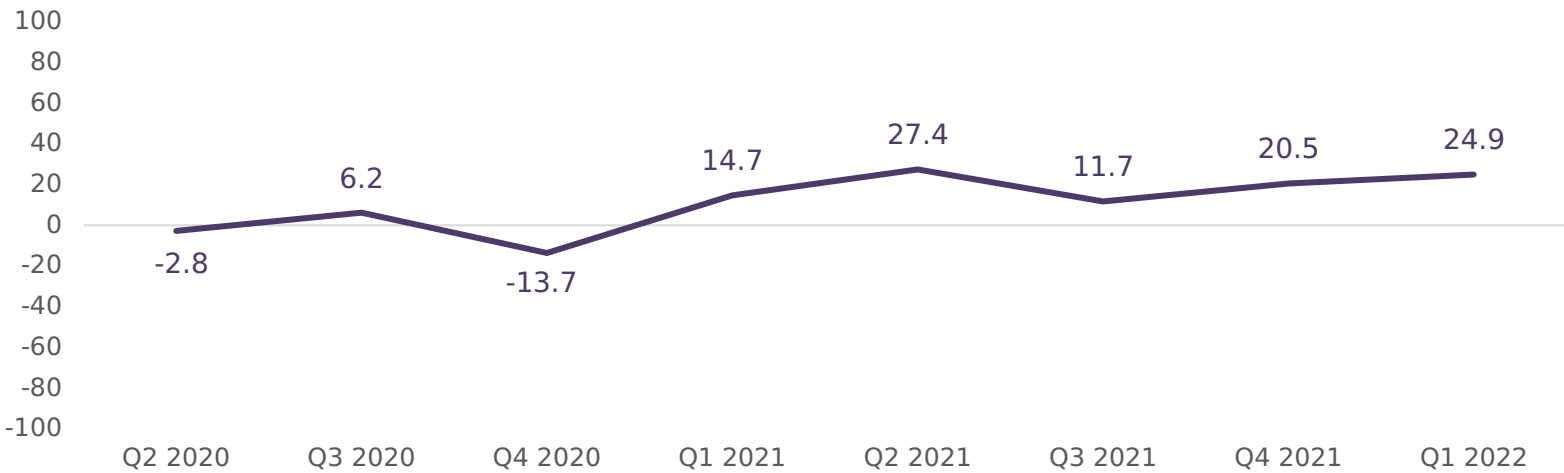
\*. The data provided by Revenue Service is not final and might slightly increase. (Last viewed on 21.03.2022).

\*\* The decrease of the share of 0-600 Gel and 601-1200 GEL categories in the 4<sup>th</sup> quarter was largely due to a notable number of people receiving the 13th salary in December.



# EMPLOYMENT BAROMETER - BAG INDEX SURVEY

## BAG Employment Barometer

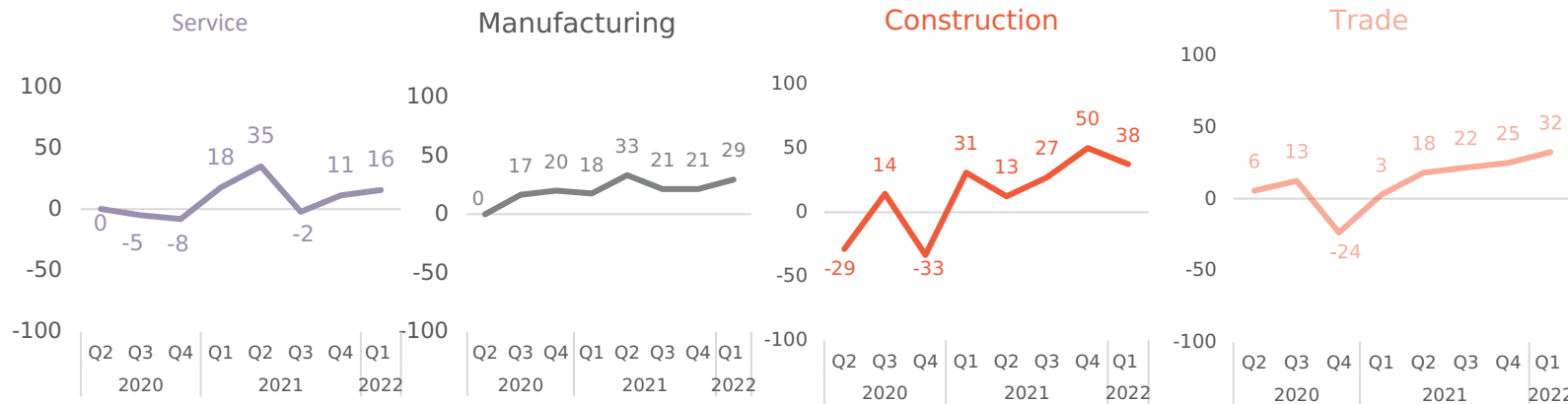


Overall, in Q4 of 2021, the BAG Employment Barometer amounted to 20.5 points, which is 8.8 points more than in Q3. In Q4, the Employment Barometer was positive for all sectors.

In Q4 of 2021, the construction sector recorded the highest Employment Barometer indicator with 50 points and the lowest score was reported by the service sector with 11.1 points.

Overall, in Q1 of 2022, the BAG Employment Barometer amounted to 24.9 points, which is 4.4 points more than in Q4 of 2021 year. It was positive for all sectors.

In Q1 of 2022, the construction sector had the highest employment barometer indicator with 37.5 points and the service sector had the lowest with 15.6 points<sup>1</sup>.



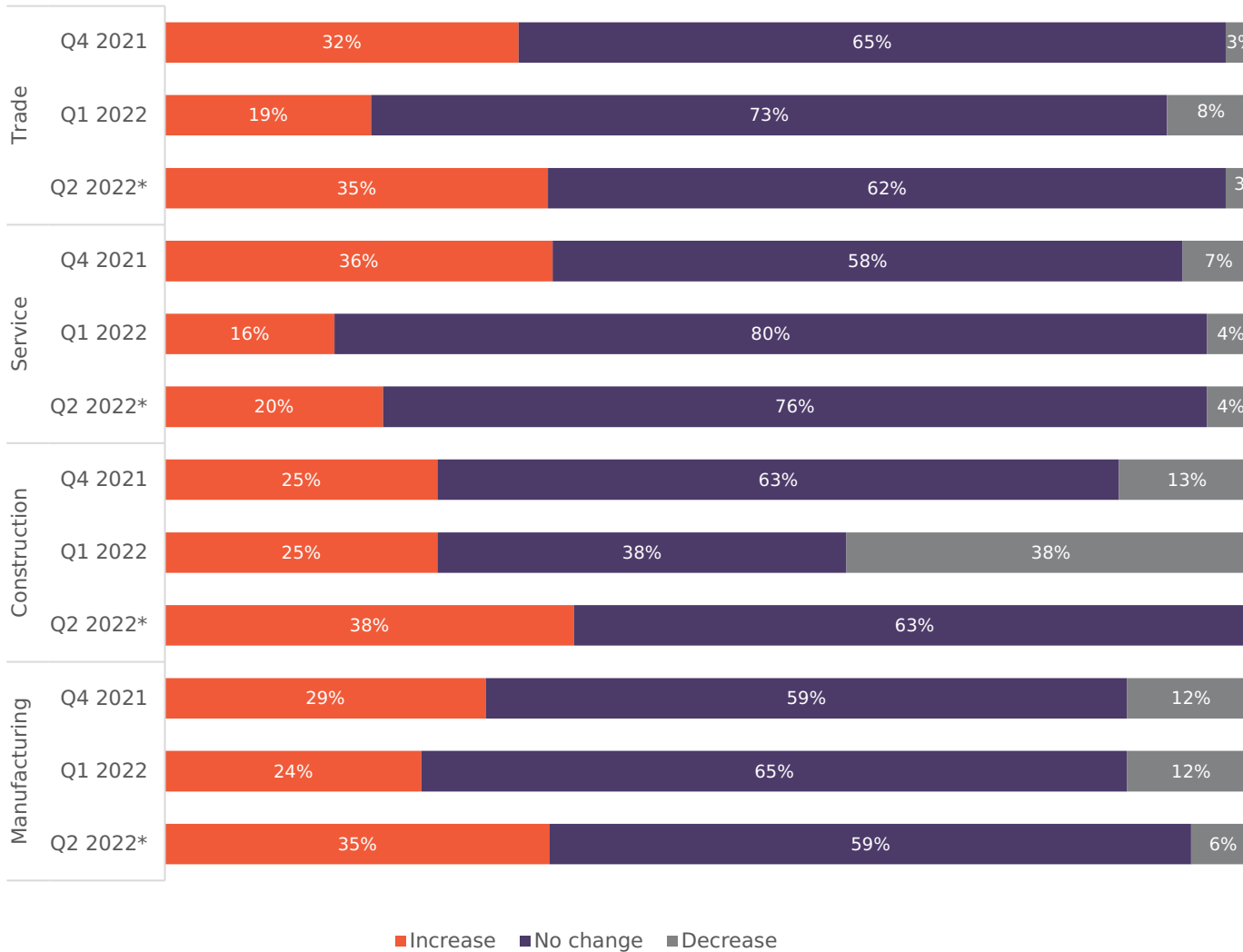
Source: PMC Research, BAG

<sup>1</sup>The BAG Employment Barometer reflects companies' expectations regarding changes in employment in the next three months. Respondents could describe their plans regarding the number of employees for the next three months as "increasing," "stable," or "decreasing." The balance value of these plans is the difference in the percentage shares of the "increasing" and "decreasing" responses. The BAG Employment Barometer is a weighted mean of the balances in different sectors. The BAG Employment Barometer can be between -100 and +100. -100 means all surveyed businesses expect employment to decrease in the next three months, while +100 means all surveyed businesses expect employment to increase in the next three months.



# CHANGES IN THE NUMBER OF EMPLOYEES

## BAG INDEX SURVEY



Overall, in Q4 of 2021, 32.7% of surveyed companies increased their number of employees, 6.6% recorded a decrease, and 60.7% reported no change.

Overall, in Q1 of 2022, 18.7% of surveyed companies increased their number of employees, 9.3% recorded a decrease, and 72% reported no change.

Overall, 29% of surveyed companies were expecting to increase their number of employees in Q2 of 2022, 3.7% anticipated a decrease, and 67.3% were not expecting any changes.

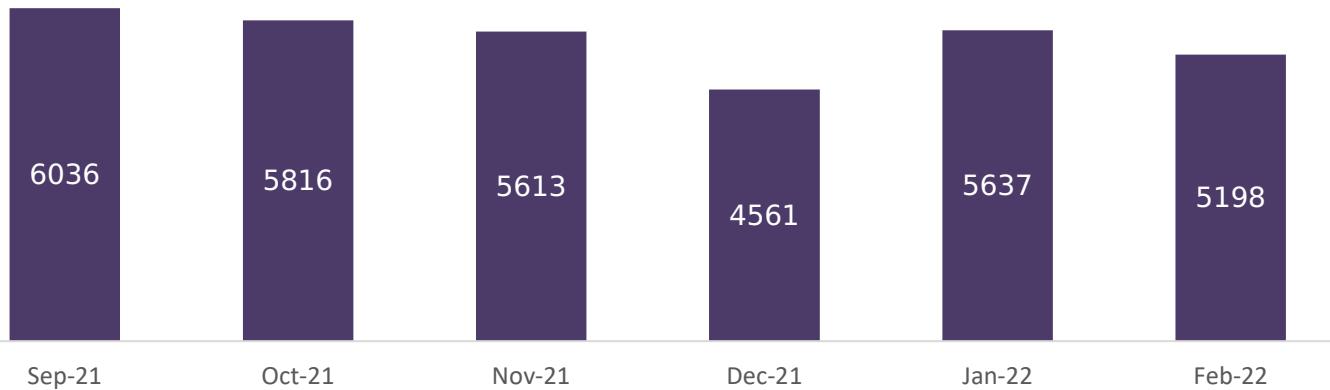
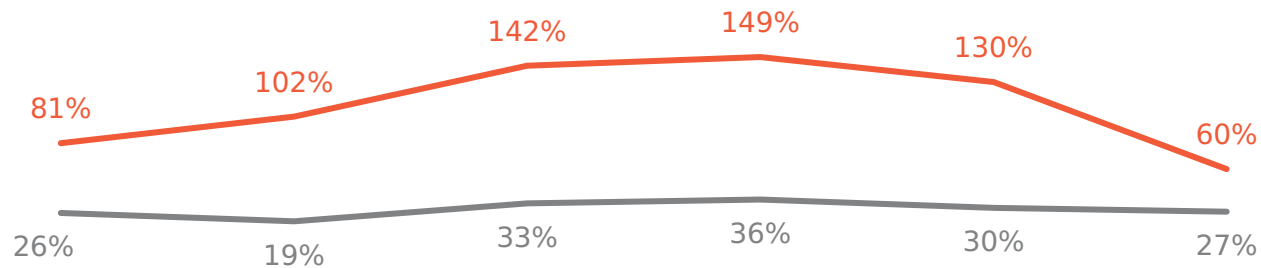
The most optimistic expectations for employment in the Q2 of 2022 are recorded in the construction sector, wherein in Q2 of 2022, 38% of companies plan to increase the number of employees.

Source: PMC Research, BAG

\* Expectation



# TOTAL VACANCIES PUBLISHED ON **Jobs.ge**



■ Total  
— Compared to the corresponding period of 2020-2021  
— Compared to the corresponding period of 2019-2020

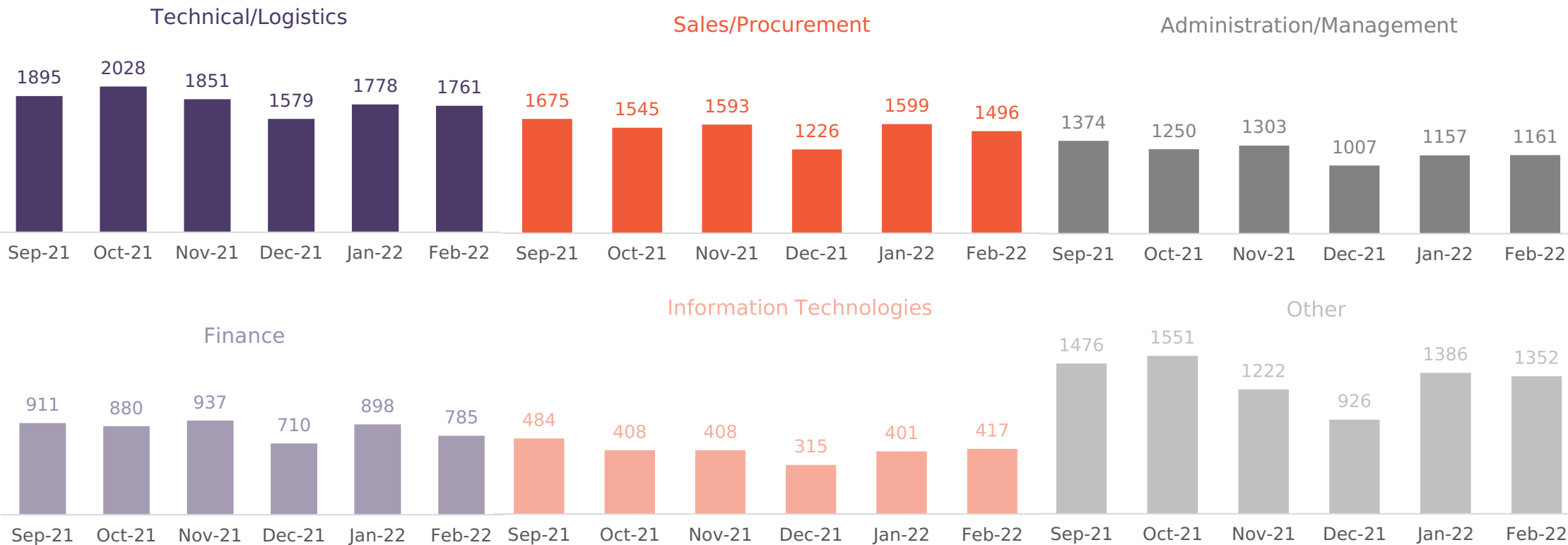
From September 2021 to February 2022, the total number of vacancies published on jobs.ge amounted to 32,861, which was 105% higher compared to the corresponding period of 2020-2021 and 28% higher compared to the corresponding period of 2019-2020.

From September 2021 to February 2022 the average MoM growth rate for the total number of vacancies published on jobs.ge amounted to -2%.

Source: Jobs.ge



# VACANCIES PUBLISHED ON **Jobs.ge** BY CATEGORIES



Source: Jobs.ge

From September 2021 to February 2022, a total of 2,433 vacancies were published in the field of informational technologies, which was 47% higher than the corresponding period of 2020-2021 and 41% higher compared to the corresponding period of 2019-2020.

From September 2021 to February 2022, a total of 7,252 vacancies were published in administration/management, which was 123% higher compared to the corresponding period of 2020-2021 and 35% higher compared to the corresponding period of 2019-2020.

From September 2021 to February 2022, a total of 10,892 vacancies were published under the technical/logistics, which was 129% higher compared to the corresponding period of 2020-2021, and 22% higher compared to the corresponding period of 2019-2020.



# LABOR MARKET INDICATORS

	2019 Q2	2019 Q3	2019 Q4	2020 Q1	2020 Q2	2020 Q3	2020 Q4	2021 Q1	2021 Q2	2021 Q3	2021 Q4
Number of people in the labor force (thousands)	1589.9	1576.2	1531.8	1545.2	1515.0	1528.9	1505.7	1447.2	1559.1	1592	1536.1
Number of employed people (thousands)	1315.7	1311.3	1276.9	1262.7	1237.6	1269.1	1197.9	1129.7	1214.6	1281.2	1244.2
Number of unemployed people (thousands)	274.3	264.9	254.9	282.6	277.4	259.8	307.8	317.5	344.6	310.8	291.9
Labor force participation rate (%)	52.2	51.8	50.5	51.3	50.3	50.3	50	48.3	51.4	52.8	51.2
Employment rate (%)	43.2	43.1	42.1	41.9	41.1	41.8	39.8	37.7	40.1	42.5	41.5
Unemployment rate (%)	17.3	16.8	16.6	18.3	18.3	17	20.4	21.9	22.1	19.5	19.0
Average nominal monthly salary (GEL)	1179.8	1217.1	1319.6	1202.7	1150.1	1239.5	1314.7	1256.2	1328	1368.5	1463.8

Source: National Statistics Office of Georgia



# DISCLAIMER

The PUBLICATIONS presented on the website are prepared by PMC Research Center only for informational and/or marketing purposes. Nothing in the PUBLICATIONS constitute, or is meant to constitute, advice of any kind, and the reader is responsible for their interpretation of all content and acknowledges that any reliance thereupon shall be entirely at their risk. PMC Research Center cannot be held liable for any claims arising as a result of the reader's use of the materials.

The PUBLICATION is presented "as is" without any representations or warranties, expressed or implied.

Without prejudice to the general message of the first paragraph above, PMC Research Center does not guarantee that:

- the PUBLICATION will be constantly available; or
- the information contained in the PUBLICATION is complete, true, accurate, or non-misleading.

PMC Research Center reserves the right to modify the contents of PUBLICATIONS from time to time as it deems appropriate.

PMC Research Center absolves itself of any liability of violations of other parties' rights, or any damage incurred as a consequence of using and applying any of the contents of PMC Research Center's PUBLICATIONS. PMC Research Center will not be liable to the reader (whether under contract law, tort law, or otherwise) in relation to the contents of, use of, or other form of connection with, the PUBLICATION.

The reader accepts that, as a limited liability entity, PMC Research Center has an interest in limiting the personal liability of its officers and employees. The reader agrees that they will not bring any claim personally against PMC Research Center's officers or employees with respect to any losses suffered by the reader in connection with the PUBLICATION.

The reader agrees that the limitations of guarantees and liabilities set out in the PUBLICATION disclaimer protect PMC Research Center's researchers, officers, employees, agents, subsidiaries, successors, assignees, and sub-contractors as well as PMC Research Center itself.

If any provision of this disclaimer is, or is found to be, unenforceable under applicable law, that will not affect the enforceability of the other provisions of the PUBLICATION disclaimer.

**Giorgi Khishtovani**

Research Director

[g.khishtovani@pmcginternational.com](mailto:g.khishtovani@pmcginternational.com)

**Sopho Basilidze**

Researcher

[s.basilidze@pmcginternational.com](mailto:s.basilidze@pmcginternational.com)

**Nikoloz Bakradze**

Junior Researcher

[n.bakradze@pmcginternational.com](mailto:n.bakradze@pmcginternational.com)

**Nika Kapanadze**

Junior Researcher

[n.kapanadze@pmcginternational.com](mailto:n.kapanadze@pmcginternational.com)

Address: 61 Aghmashenebeli Avenue, 3rd floor,  
Tbilisi 0102, Georgia.

Tel: (+995 32) 2921171, 2921181

Email: [research@pmcginternational.com](mailto:research@pmcginternational.com)

Website: [pmcresearch.org](http://pmcresearch.org)